

# City of York Council



## Budget Consultation 2021/22

### Interim Results 03/01/2021 (Quantitative Questions Only)

The online Budget Consultation 2021/22 opened on 15/12/2020 and closes on 31/01/2021. Additionally, a paper version of the survey was sent to households inside the Local Link publication, also with a closing date of 31/01/2021.

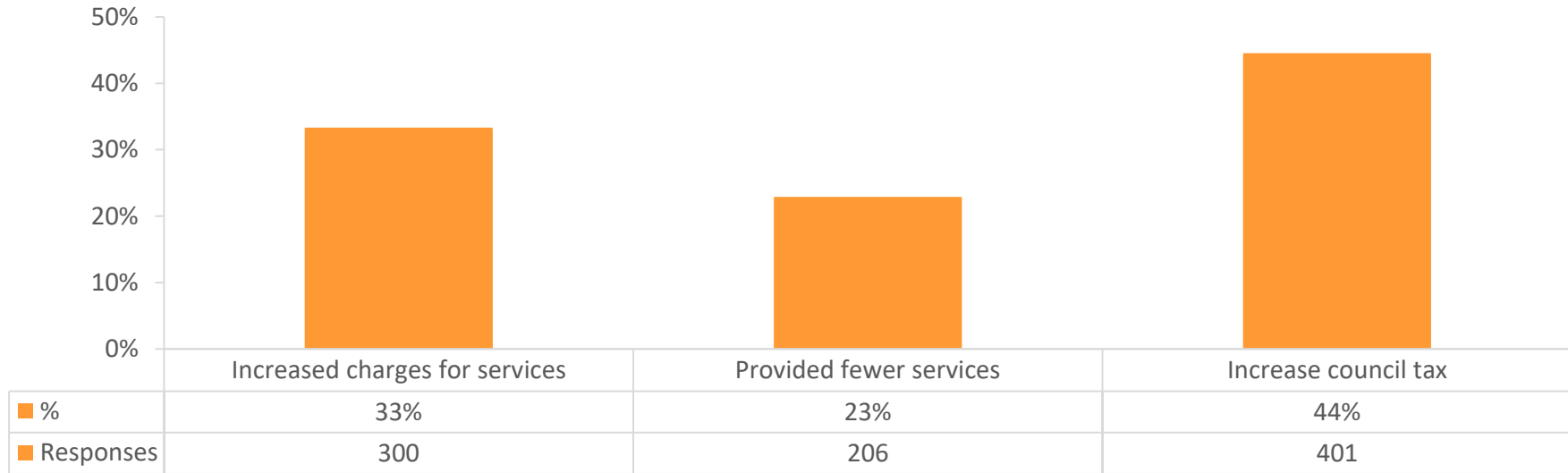
This reports presents the online responses received up until 03/01/2020 at which point a total of 787 residents and businesses participated.

The consultation gives residents and businesses of York the opportunity to put forward their views to help the council make decisions and deliver the budget for 2021/22.

The consultation results and the raw data will be made available on the council open data platform [www.yorkopendata.org](http://www.yorkopendata.org).

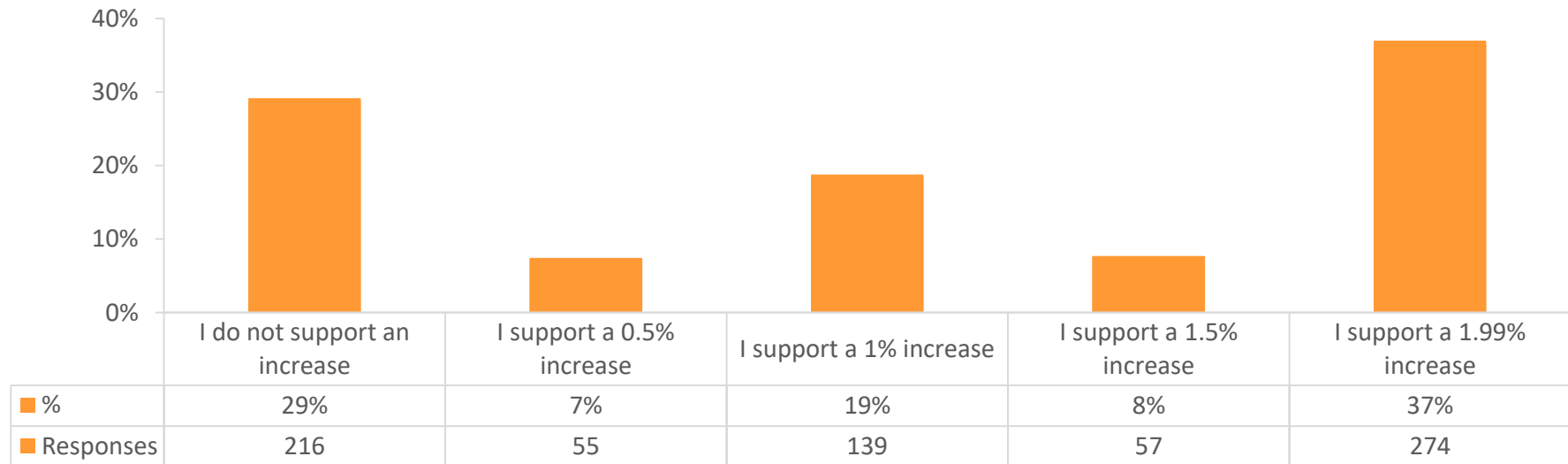
**Council Tax**

To accelerate recovery and balance the budget, would you rather we; Please select all that apply



(n=729)

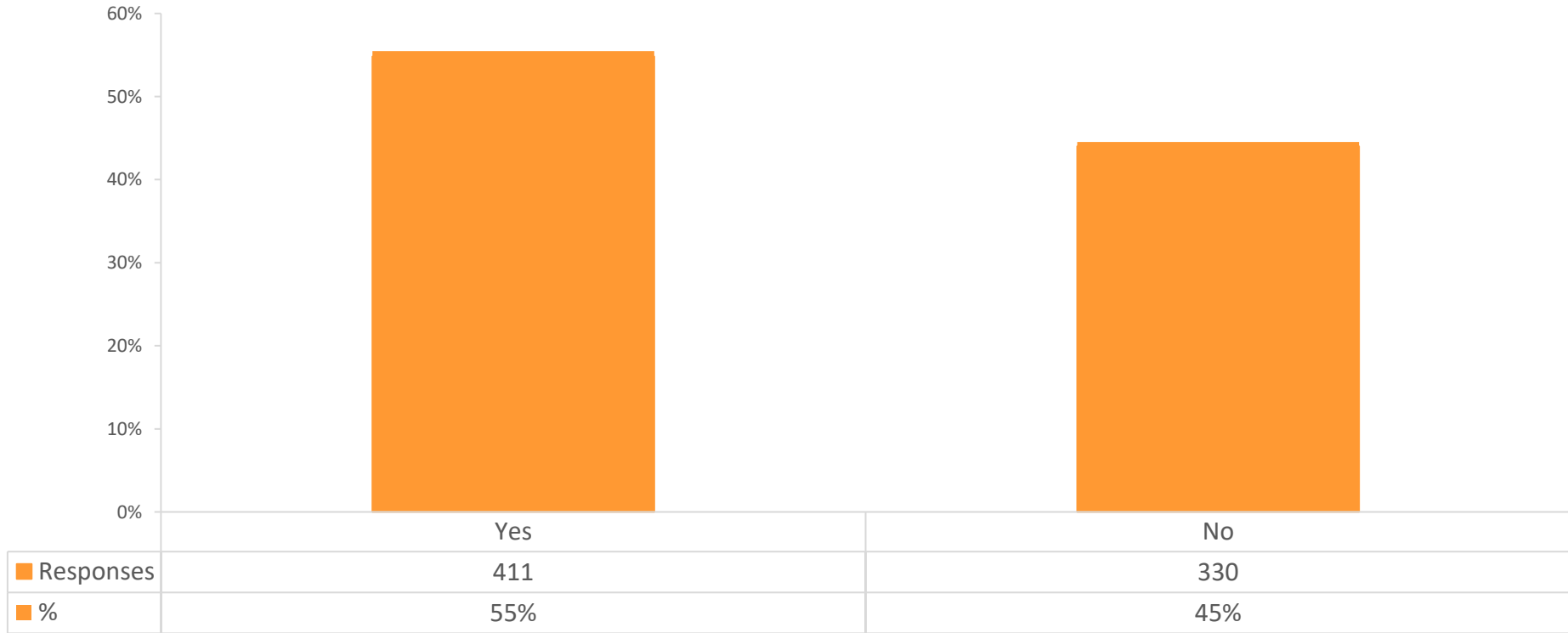
**Do you support an increase in council tax to balance the budget and if so by how much?**



(n=741)

**Social Care Precept**

**Do you support taking the full social care precept of 3%?**



(n=741)

## Budget Priorities

Do you agree or disagree that we should prioritise:

	Disagree	Disagree (%)	Agree	Agree (%)	Neither	Neither (%)
Accelerate city wide recovery (as a priority)	133	18.34%	370	51.03%	222	30.62%
Prioritise our public health response to the pandemic, including support for mental health	71	9.70%	533	72.81%	128	17.49%
Top-up business grants provided by the government	339	46.82%	162	22.38%	223	30.80%
Provide targeted financial support for those who need it the most	97	13.27%	476	65.12%	158	21.61%
Support local communities to recover from the pandemic	141	19.37%	350	48.08%	237	32.55%
Maintain and develop highways and infrastructure assets, including cycling/walking	178	24.45%	402	55.22%	148	20.33%
Maintain and refurbish parks, play areas and libraries	181	24.83%	361	49.52%	187	25.65%
Maintain and develop leisure facilities	235	32.37%	241	33.20%	250	34.44%
Maintain and upkeep schools	70	9.60%	515	70.64%	144	19.75%
Explore additional investment to generate more income for front line services	116	15.91%	450	61.73%	163	22.36%

## Budget Priorities

### Areas respondents agree should be prioritised

